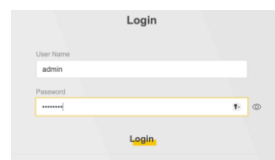
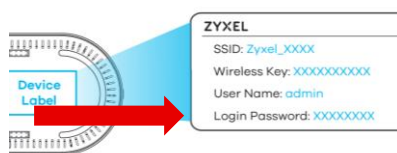




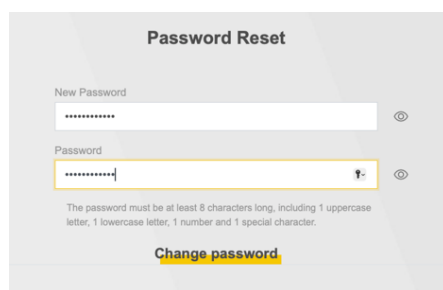
## Zyxel EE5301-00

### First start and setup

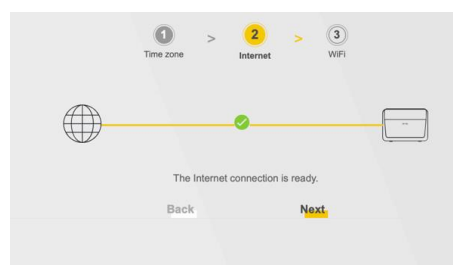
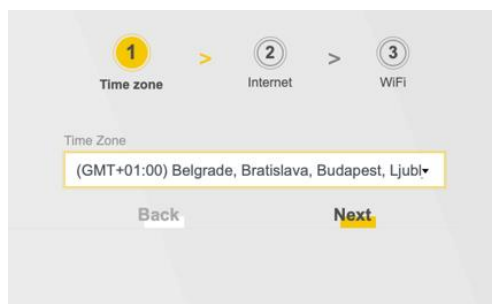
- Enter the address into the internet browser [192.168.1.1](http://192.168.1.1) .
- Enter admin as the username. Then enter the password that is written on the sticker on the bottom of the modem next to "Login Password".



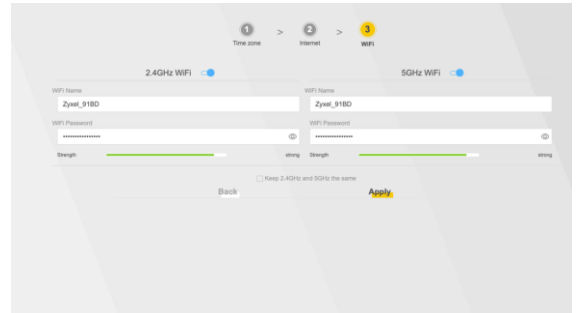
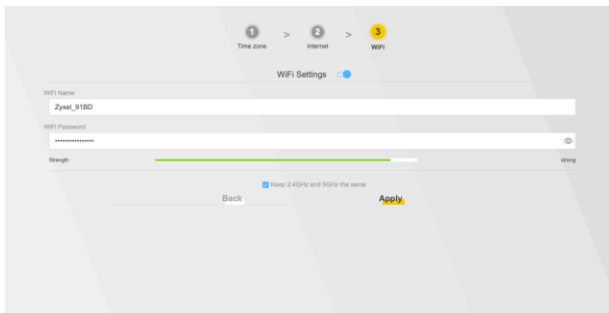
- After logging in, you need to change the password.



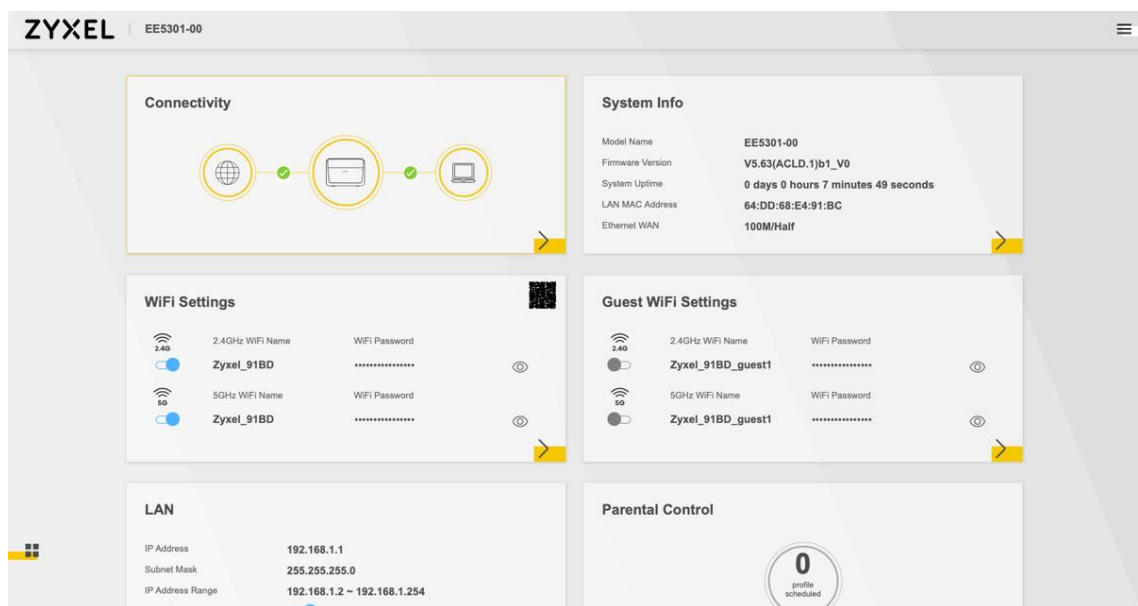
- After changing the password, we go through the initial settings where we select the time zone and let the router verify the functionality of the internet connection..



- On the next page we will set up Wi-Fi. You can choose whether you want the same name for both 2.4GHz and 5GHz, or whether you want a different name and password for each frequency.



- Now the router is set up and ready to use.



## The troubleshooting procedure didn't help?

- In case of malfunction even after resolving problems with fixed internet, you need to contact our technical support by phone or using the Tobi chatbot, which you can find on our website.  
[www.vodafone.cz](http://www.vodafone.cz).

