



Setting the Zyxel modem to the bridge mode

How to set up the bridge mode?

- Go to the main menu and open the **Network settings - Broadband section**.
- Open the main menu from the quick access screen (it appears after logging in to the administration) **via the icon of three dashes** in the upper right.
- to enter the modem interface, open the web browser and type 192.168.1.1



Attention:

In bridge mode, WIFI on the Zyxel modem will not work.













- In the **VDSL** row, click on the block **icon with a pencil** at the end of the row.

Širokopásmové připojení Mobilní záloha Pokročilé

Tato obrazovka slouží ke změně nastavení přístupu k Internetu. Souhrnná tabulka zobrazuje nakonfigurované služby WAN (připojení) na zařízení Zyxel. Ke konfiguraci nastavení WAN použijte informace poskytnuté vaším poskytovatelem připojení k Internetu.

+ Přidat nové WAN rozhraní


#	Název	Typ	Mód	Enkapsulace	802.1p	802.1q	IGMP Proxy	NAT	Výchozí brána	IPv6	MLD Proxy	Upravit
1	ADSL	ATM	Routing	PPPoE	N/A	N/A	N	Y	Y	Y	N	 
2	VDSL	PTM	Routing	PPPoE	0	848	N	Y	Y	Y	N	 
3	DATA	ETH	Routing	PPPoE	N/A	N/A	N	Y	Y	Y	N	 
4	DATA_848	ETH	Routing	PPPoE	0	848	N	Y	Y	Y	N	 
5	DATA_IPoE	ETH	Routing	IPoE	N/A	N/A	N	Y	Y	Y	N	 



- In the **Mode section**, select **Bridge mode** from the drop-down menu.


Obecné

Název

Typ

Mód 

Enkapsulace 
 

IPv4/IPv6 Mód 

- Confirm the settings with the **Apply** button.

Obecné <input checked="" type="checkbox"/>		VLAN <input checked="" type="checkbox"/>	
Název	<input type="text" value="VDSL"/>	802.1p	<input type="text" value="0"/> 
Typ	<input type="text" value="ADSL/VDSL přes PTM"/>	802.1q	<input type="text" value="848"/> (1-4094)
Mód	<input type="text" value="Bridge"/> 		
<input type="button" value="Zrušit"/>		<input type="button" value="Použít"/> 	



- It is not possible to use all the functions of the Zyxel router in bridge mode.
- You can undo this action at any time by changing the settings again or by restoring the modem to its factory settings.
- In the event of a problem or malfunction with the router switched on in bridge mode, please first verify whether it is not a problem in your internal network.

